



Tangram Animal Puzzle

Can you make these Australian animal outlines?


Emu




Kangaroo




Rainbow Lorikeet



Wombat



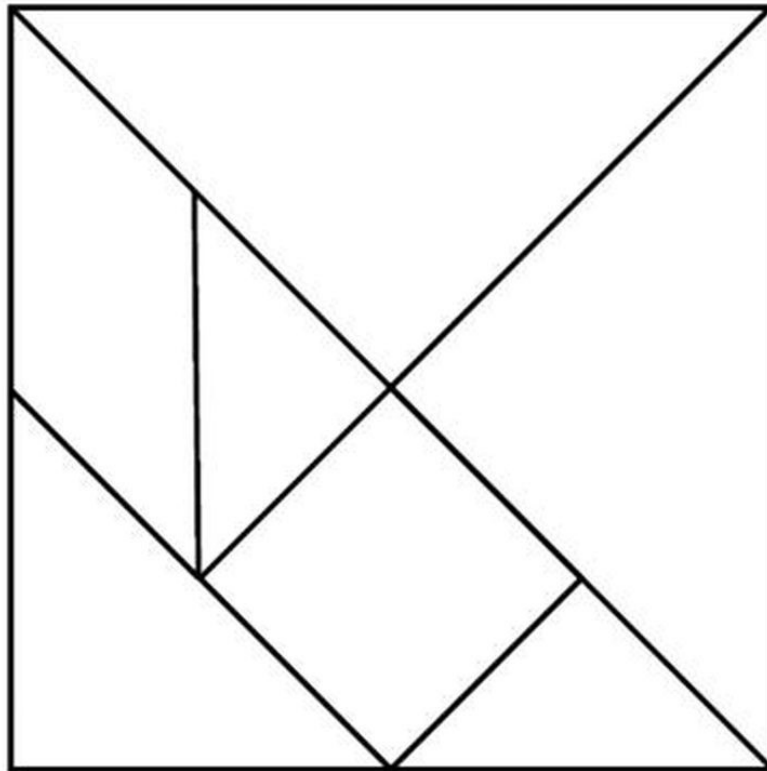
Black Swan



Tangram Animal Puzzle

Getting Started:

1. Cut out the seven shapes below.
2. Choose one of the animal outlines.
3. Rearrange the shapes to form the same outline. You must use all seven shapes and they cannot overlap.
4. Once you have completed one, try to solve all the outlines.



Extra Activities:

Cut out each tangram shape on different coloured paper and glue them to cardboard for a more durable puzzle.

What other outlines can you make? Make different outlines and have a friend guess what they are!